

Refrigeration Air Dryers

2KD+ Series



PRODUCT FEATURES

UNIQUE 7X HEAT EXCHANGER WITH MOISTURE SEPARATOR

Our 7X Heat Exchanger is the combination of Pre cooler, Evaporator and built in Stainless Steel demister moisture separator.

Pre cooler (air to air heat exchanger) and evaporator (air to refrigerant heat exchanger) are cross flow type with more cross sectional area for flow to make it non-clogging. Heat exchanger is designed to have better turbulence & maximised heat transfer rate.

Lesser difference in temperature between Inlet Air & Outlet Air ensures better effectiveness. Piping is completely eliminated and the air passage is non-ferrous.

The heat exchanger assembly is encapsulated by PUF Insulation (Eco friendly) to prevent the loss of cooling effect.

SPECIAL FEATURES OF 7X HEAT EXCHANGER

- High efficiency
- Corrosion resistance
- Lesser weight
- Compact in size
- Ease of access to inlet and outlet
- Use friendly
- Less maintenance

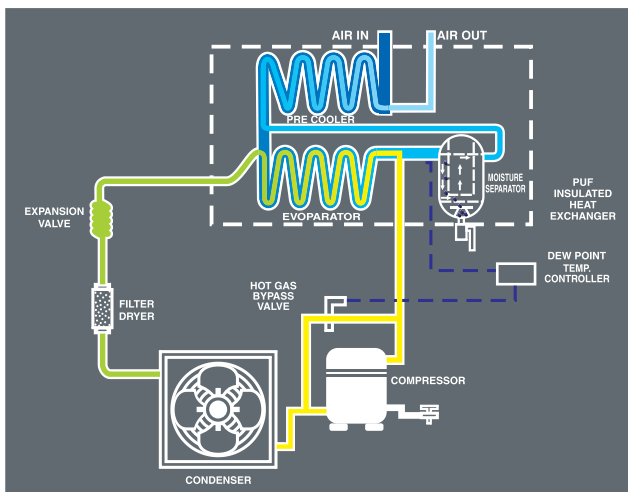
DEPENDABLE AUTOMATIC CONDENSATE DRAIN WITH THE FOLLOWING FEATURES:

Adjustable electronic timer controlled: Pilot operated / direct: compressed air powered Auto drain valve.

Positive discharge of even heavily contaminated condensate.

- » Compact Design
- » Low Pressure Drop
- » Consistent Dew Point
- » Power Saving
- » High Quality Finishing
- » Non-cyclic System
- » More Reliability
- » Ease of Installation
- » Environment Friendly
- » Reduced Maintenance

SCHEMATIC DIAGRAM



NON-CYCLIC REFRIGERATION SYSTEM:

HOT GAS BY-PASS Valve automatically maintains dew point temperature across a wide range of load and ambient conditions without the need for any adjustments.

High pressure, high temperature refrigerant vapour is introduced after the expansion valve to ensure temperature control.

Direct expansion, non-cycling allows rapid response to changes in operating conditions.

EASE OF INSTALLATION:

All dryers are shipped pre-piped and wired, ready to install and operate. Installation is made easy with conveniently located Air and Drain connections.

ELECTRICAL:

In accordance with applicable codes with professional harnessing & wires as per IS : 694 -1990. Compressors for larger capacity dryers are protected with overloads and safety trips.

ENVIRONMENTAL:

GEM DRYERS are designed to have **low energy usage**, helping to conserve the Earth's Resources and minimize pollution. Refrigerants are with zero ozone depletion factor, and thereby making GEM dryers 'OZONE FRIENDLY'.

SERVICE

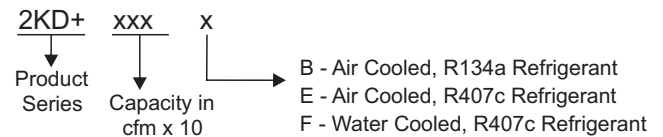
GEM DRYERS are designed to require little maintenance. Should service be necessary, a team of trained technicians is available to answer your questions about installation, operation and maintenance or repair. A complete inventory of spare parts is maintained at the factory and channel partners & local service providers located all over India.

TECHNICAL SPECIFICATION:

Base Model	Model Variance			Nominal Capacity		Maximum. Pressure		Electrical Connection		Air Connection In / Out	Rated Power★ kW	
	B	E	F	cfm	m³/h	bar g	psi g	220V/ 1Ø/50Hz	415V/ 3Ø/50Hz		Air Cooled	Water Cooled
2KD+ 002	3			20	34	16	232	3		½" BSP(F)	0.15	
2KD+ 004	3			40	68	16	232	3		½" BSP(F)	0.20	
2KD+ 006	3			60	102	16	232	3		1" BSP(F)	0.40	
2KD+ 008	3			80	136	16	232	3		1" BSP(F)	0.50	
2KD+ 010	3			100	170	16	232	3		1" BSP(F)	0.60	
2KD+ 015	3			150	255	16	232		3	1½" BSP(F)	0.90	
2KD+ 020	3			200	340	16	232		3	1½" BSP(F)	1.20	
2KD+ 025	3			250	425	16	232		3	2" BSP(F)	1.40	
2KD+ 030	3			300	510	16	232		3	2" BSP(F)	1.60	
2KD+ 040	3			400	680	16	232		3	2" BSP(F)	1.90	
2KD+ 050	3			500	850	16	232		3	2" BSP(F)	2.30	
2KD+ 060	3			600	1020	16	232		3	2" BSP(F)	2.80	
2KD+ 075		3	3	750	1275	16	232		3	3" NB ASME Flg	3.80	3.00
2KD+ 100		3	3	1000	1700	16	232		3	3" NB ASME Flg	5.0	4.10
2KD+ 125		3	3	1250	2125	16	232		3	4" NB ASME Flg	5.70	4.80
2KD+ 150		3	3	1500	2550	12.5	180		3	5" NB ASME Flg	6.80	6.20
2KD+ 200		3	3	2000	3400	12.5	180		3	6" NB ASME Flg	8.70	8.00
2KD+ 250		3	3	2500	4100	12.5	180		3	6" NB ASME Flg	11.00	9.60

- Flow capacities in accordance with ISO 7183, air suction of FAD 20°C (68°F), 1 bar (14.5 psi) at the operating conditions mentioned below
 - Voltage range **200 to 240V** for 1Ø & **380 - 440V** for 3Ø. Any other voltage may affect durability of product.
 - ★ Rated power is the max power consumed at conditions as per ISO 7183 Option 2
- NOTE: Models upto 600 cfm are with Reciprocating type refrigeration compressors. Scroll type compressors / Reciprocating type compressors for models from 750 cfm and above

Model Nomenclature :



SIZING CONVERSION FACTORS:

Operating condition

	Rated / Ideal	Maximum
Inlet Temperature	: 45° C	60° C
Ambient Temperature	: 40° C	50° C
Inlet Pressure	: 7 bar (g)	16 bar (g)
Pressure Dew Point	: 3° C	

$$\text{Dryer Nominal Capacity} = \frac{\text{Compressor Actual Capacity}}{C1 \times C2 \times C3 \times C4}$$

Inlet Temperature : (C1)

Inlet Pressure : (C3)

Inlet Temperature, °C	30	35	40	45	50	55	60
Conversion Factor	1.2	1.15	1.05	1.0	0.85	0.8	0.7

Inlet Pressure	bar g	4	5	6	7	8	9	10.5	11	12.5	13	14	15	16
	psi g	58	73	87	100	116	131	150	160	180	189	200	218	232
Conversion Factor		0.75	0.85	0.95	1.00	1.06	1.11	1.15	1.18	1.20	1.22	1.23	1.25	1.28

Ambient Temperature : (C2)

Pressure Dew Point (C4)

Ambient Temperature, °C	25	30	35	40	45	50
Conversion Factor	1.2	1.14	1.1	1.0	0.9	0.8

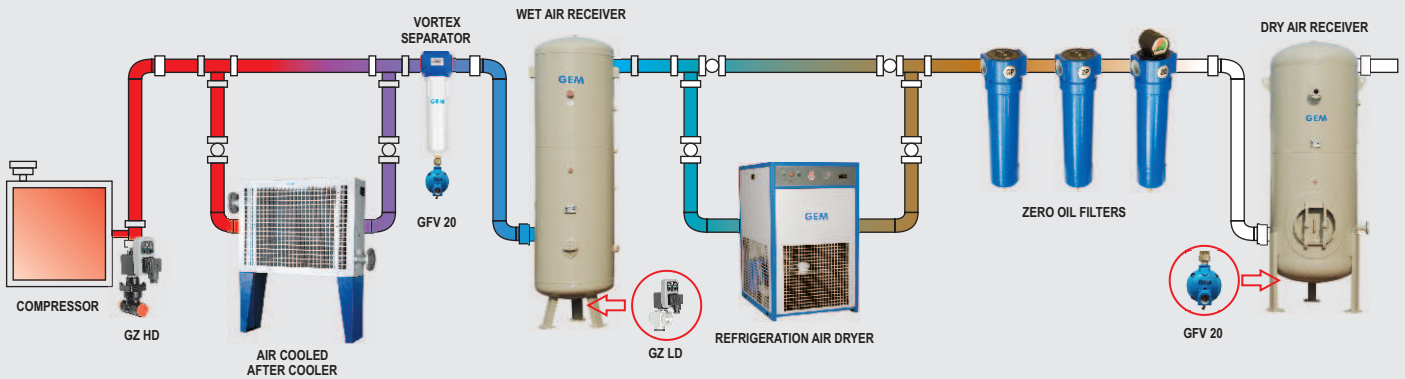
Pressure Dew Point, °C	3	7	10
Conversion Factor	1.0	1.15	1.3

SHIPPING DATA

Base Model	Machine Dimensions, mm			Net Weight, kg
	Length A	Width B	Height C	
2KD+ 002	360	500	500	45
2KD+ 004	360	500	500	47
2KD+ 006	450	600	695	80
2KD+ 008	450	600	695	85
2KD+ 010	700	700	920	120
2KD+ 015	700	700	920	130
2KD+ 020	700	700	920	140
2KD+ 025	900	900	1230	160
2KD+ 030	900	900	1230	160
2KD+ 040	750	1000	1400	180
2KD+ 050	750	1000	1400	225
2KD+ 060	750	1000	1400	250
2KD+ 075	900	1300	1625	300
2KD+ 100	900	1300	1625	350
2KD+ 125	900	1200	1725	425
2KD+ 150	1300	1800	1650	650
2KD+ 200	1300	1800	1900	800
2KD+ 250	1300	1800	1900	850



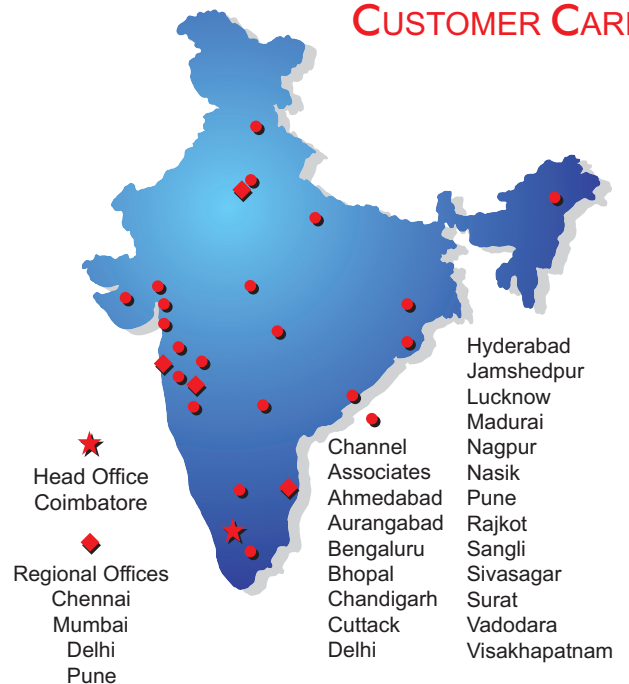
TYPICAL Installation



TYPICAL APPLICATION

- Automobile Industry
- Chemical Industry
- Electronics Industry
- Food & Beverage Industry
- Footwear Industry
- Glass Industry
- Leather Industry
- Pharmaceutical Industry
- Textile Industry
- Cement Plants
- Distilleries / Breweries
- General Instrumentation & Plant Air
- Health Care / Hospitals
- Lacquering or Spray Painting
- Paper Mills
- PET - Stretch Blow Moulding
- Power Plants
- Printing
- Rice Mills
- Sand Blasting
- Spinning / Knitting / Hosiery Mills
- Sugar Mills
- Tea Gardens
- and many more

SALES & CUSTOMER CARE



G M AIR TECH SOLUTIONS

Remember for the best Service

AUTHORISED DISTRIBUTOR FOR LEINTZ AIR COMPRESSORS

#117/4, Ramaiha Street, 2nd stage,
Peenya, Bangalore - 560058

CONTACT US
+91-95919 71838
+91-96204 34318

Mail us :- info@gmairtechsolutions.com

gmairtechsolutions@gmail.com

Visit us :- www.gmairtechsolutions.com